SPECIAL TIMERS

Type	Multi-Range Function Multi-Voltage Timer	Multi-Range Timer Multi-Voltage	Digital Setting & Display (4 Digit)	Multi-Range 4 Digit Timer	Miniature Timer
					
Code	**AT11DN** (2 delay) **AT11EN** (1 Del + 1 Inst)	**AH5N** (1S-600H) **AH5N-S** (6S-60min)	**AH5F**	**SP3-48***	**AMY-2***
Relay Contacts	3A @ 250VAC	5A @ 250VAC	5A @ 250VAC	5A @ 250VAC	5A @ 250VAC
Operation	• Delay On • Delay Off (interval) • Delay On pulse start • Delay Off pulse start • Equal repeating On or Off first AT11DN (2 delay SPDT) AT11EN (1 delay + 1 instantaneous SPDT)	Mode A Delay On DPDT Mode B Delay On SPDT & instantaneous SPDT	Delay On SPDT & instantaneous SPDT	Delay On Up/Down timing Start/Reset mode Programmable power-off memory	Delay on operate Contacts: DPDT
Size	48 x 48mm Panel Mount or 11 PIN.Base Mounting bracket included	48 x 48mm Panel Mount or 8 PIN. Base Mounting bracket excluded.(**Y-50**)	48 x 48mm Panel Mount or 8 PIN. Base Mounting bracket included.	48 x 48mm Panel Mount or 8 PIN. Base Mounting bracket included	22 x 28mm Base Mount Base required (**ZM2VP**)
Time Range	0.05 – 10sec 0.05 – 10min 0.05 – 10 hour 0.05 – 10 (x10 hour)	0 – 1S 0 – 1H 0 – 10S 0 – 10H 0 – 1M 0 – 60H 0 – 10M 0 – 600H	999,9 sec 9999 sec 999,9 min 9999 min	Time Selections 9999HR 9999SEC 9999MIN 999,9SEC 999,9MIN 99,99SEC	***6** sec ***10** sec ***30** sec ***60** sec ***180** sec
Supply Voltage	100-24VAC 24-240VDC	24-240VAC/DC	35-240VAC/DC	***12VAC/DC**, ***24VAC/DC**, ***110VAC**, ***230VAC**	DC: ***12**, ***24VDC** AC: ***24**, ***110**, ***230VAC**
Connection Diagram	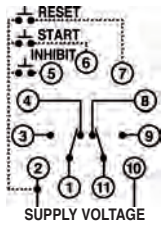	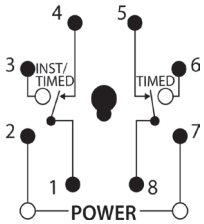	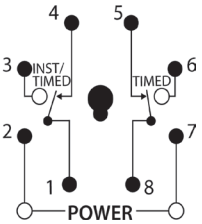	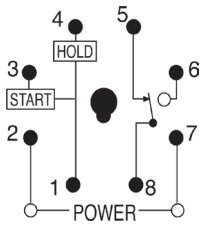	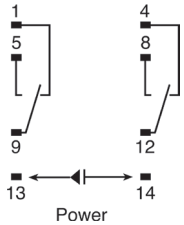

Accessories

For more plug-in bases see pages 1.43-1.46.

Y-50



Panel Mounting Bracket (48 x 48mm) for **AH5N**, **AH5F** & **SP3-48**

P3G-08



8 PIN Base With reversed terminals

P3G-11



11 PIN Base With reversed terminals

ZM2VP **RE1**



Base for Timer **AMY-2**, 14 Pin DIN Rail Mount Base

DIGITAL TIMER WITH DISPLAY



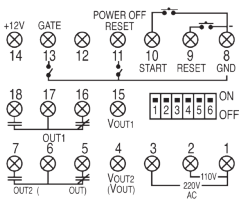

Code	NT-411
Contact Rating	5A@ 230VAC
Operation	4 digit setting & display timer with multi output mode: delay auto reset. Auto/man reset and self hold, Instant reset Remote start/stop & reset.
Size	72 x 72mm
Time - Ranges	9999 (s)(m)(h) 99m59s, 99h59m 99d 23h
Supply Voltages	110 / 230VAC

ELECTROMECHANICAL TIMERS

Mechanical Timers



G-100



MI-4

Time Range	Code	Time Range	Code
2-30s	**G-100 30S**	1-15m	**MI-4 15M**
3-60s	**G-100 60S**	1.6-30m	**MI-4 30M**
15-300s	**G-100 300S**	3-60m	**MI-4 60M**
10-4m (240s)	**G-100 4M**	6-120m	**MI-4 120M**
20-7m (420s)	**G-100 7M**	15m-6h	**MI-4 6H**
45-15m	**G-100 15M**	30m-12h	**MI-4 12H**
1.5-30m	**G-100 30M**	1-24h	**MI-4 24H**
3-60m	**G-100 60M**		

• Time tolerance: ±3% • Contact: 16A @ 250VAC (NO+NC)

With Motor



JV100

Time Range	Code
0.3-12h	**JV100 12H***
0.6-24h	**JV100 24H***

*Add AC voltage to code: **110V**, **230V**, **400V**. More accurate for long time ranges.
Time tolerance: ±2%.
Contact: 16A @250VAC (NO + NC)

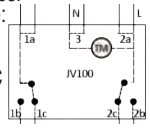

©ACDC Dynamics